

Scoring Your Paper SAT Practice Test #1

IMPORTANT: This guide is for students who completed a paper version of the digital SAT practice test. The scoring method used for this version isn't exactly the same as the official digital test.

1 Total Score 400–1600 Scale	Total Score	
2 Section Scores 200–800 Scale	Reading and Writing	Math
	Modules 1 & 2	Modules 1 & 2

Congratulations on completing an SAT[®] practice test. To score your test, follow the instructions in this guide.

Scores Overview

Each assessment in the SAT Suite (SAT, PSAT/NMSQT[®], PSAT[™] 10, and PSAT[™] 8/9) reports test scores on a common scale.

For more details about scores, visit sat.org/scores.

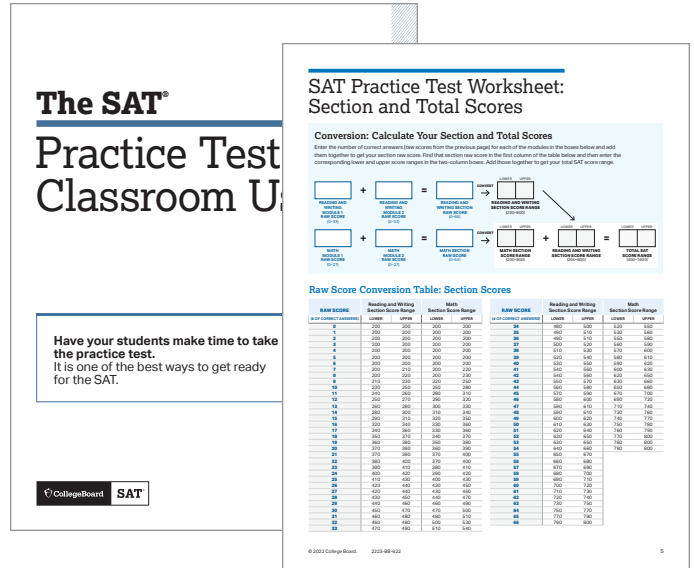
The College Board Assessment Design & Development team developed the practice tests using the same processes and review standards they used when developing the actual SAT.

How to Calculate Your Practice Test Scores

The worksheets on pages 4 and 5 help you calculate your test scores.

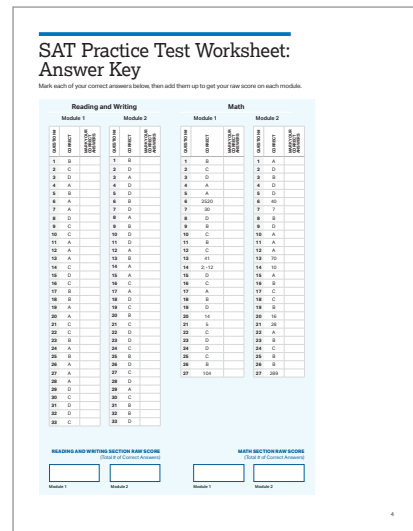
GET SET UP

- In addition to your practice test, you'll need the conversion tables and answer key at the end of this guide.



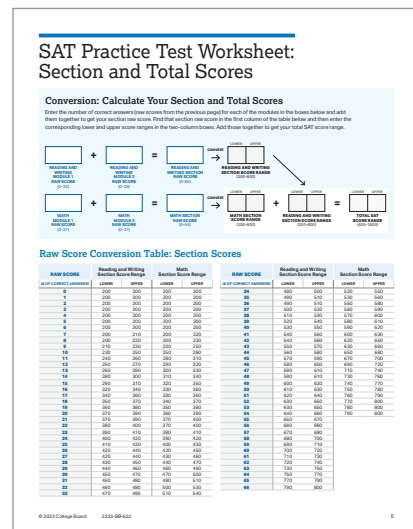
SCORE YOUR PRACTICE TEST

- Compare your answers to the answer key on page 4, and count your total correct answers for each section. Write the number of correct answers for each section in the answer key at the bottom of that section.



CALCULATE YOUR SCORES

- Using your marked-up answer key and the conversion tables, follow the directions on page 5 to get your section and test scores.



Get Section and Total Scores

Your total score on an SAT practice test is the sum of your scores in the modules for both the Reading and Writing and Math sections. To get your total score, you'll convert what we call the "raw score" for each section—the number of questions you got right in that section—into the "scaled score" for that section, and then calculate the total score.

For the paper version of the digital SAT practice test, a score range is given. You'll add each of your lower and upper score ranges for the test sections to calculate your total score range. This is the total range of scores that you might expect to receive after taking an official SAT test. A score range is given on the paper version of the digital SAT practice test because it uses a simplified scoring system. The official test uses the combination of the items you get correct to compute your score more accurately.

GET YOUR READING AND WRITING SECTION SCORE

Calculate your SAT Reading and Writing section score (it's on a scale of 200–800).

- 1 Use the answer key on page 4 to count the number of correct answers you got on module 1 and module 2.
- 2 To determine your Reading and Writing raw score, add the number of correct answers you got on module 1 and module 2.
- 3 Use the Raw Score Conversion Table: Section Scores on page 5 to turn your raw score into your Reading and Writing section score.
- 4 You will receive a lower and upper score. This is the range of scores you might expect to receive.

GET YOUR MATH SECTION SCORE

Calculate your SAT Math section score (it's on a scale of 200–800).

- 1 Use the answer key on page 4 to count the number of correct answers you got on module 1 and module 2.
- 2 To determine your Math raw score, add the number of correct answers you got on module 1 and module 2.
- 3 Use the Raw Score Conversion Table: Section Scores on page 5 to turn your raw score into your Math section score.
- 4 You will receive a lower and upper score. This is the range of scores you might expect to receive.

GET YOUR TOTAL SCORE

Add your Reading and Writing section score to your Math section score. The result is your total score on the SAT practice test, on a scale of 400–1600.

1 Total Score 400–1600 Scale	Total Score	
2 Section Scores 200–800 Scale	Reading and Writing	Math
	Modules 1 & 2	Modules 1 & 2

Your total score on the SAT practice test is the sum of your Reading and Writing section score and your Math section score. On the paper version of the digital SAT practice test, you'll receive a lower and upper score for each test section and the total score. This is the range of scores that you might expect to receive.



Use the worksheets on pages 4 and 5 to calculate your section and total scores.

SAT Practice Test Worksheet: Answer Key

Mark each of your correct answers below, then add them up to get your raw score on each module.

Reading and Writing

Module 1

QUESTION #	CORRECT	MARK YOUR CORRECT ANSWERS
1	B	
2	C	
3	D	
4	A	
5	B	
6	A	
7	A	
8	D	
9	C	
10	C	
11	A	
12	A	
13	A	
14	C	
15	D	
16	C	
17	B	
18	B	
19	A	
20	A	
21	C	
22	C	
23	B	
24	A	
25	B	
26	A	
27	A	
28	A	
29	D	
30	C	
31	D	
32	D	
33	C	

Module 2

QUESTION #	CORRECT	MARK YOUR CORRECT ANSWERS
1	B	
2	D	
3	A	
4	D	
5	D	
6	B	
7	D	
8	A	
9	B	
10	D	
11	D	
12	A	
13	B	
14	A	
15	A	
16	C	
17	A	
18	D	
19	C	
20	B	
21	C	
22	D	
23	D	
24	C	
25	B	
26	D	
27	C	
28	D	
29	A	
30	C	
31	B	
32	B	
33	D	

Math

Module 1

QUESTION #	CORRECT	MARK YOUR CORRECT ANSWERS
1	B	
2	C	
3	D	
4	A	
5	A	
6	2520	
7	30	
8	D	
9	B	
10	C	
11	B	
12	C	
13	41	
14	2; -12	
15	D	
16	C	
17	A	
18	B	
19	D	
20	14	
21	5	
22	C	
23	D	
24	D	
25	C	
26	B	
27	104	

Module 2

QUESTION #	CORRECT	MARK YOUR CORRECT ANSWERS
1	A	
2	D	
3	B	
4	D	
5	D	
6	40	
7	7	
8	B	
9	D	
10	A	
11	A	
12	A	
13	70	
14	10	
15	A	
16	B	
17	C	
18	C	
19	B	
20	16	
21	28	
22	A	
23	B	
24	C	
25	B	
26	B	
27	289	

READING AND WRITING SECTION RAW SCORE
(Total # of Correct Answers)

Module 1

Module 2

MATH SECTION RAW SCORE
(Total # of Correct Answers)

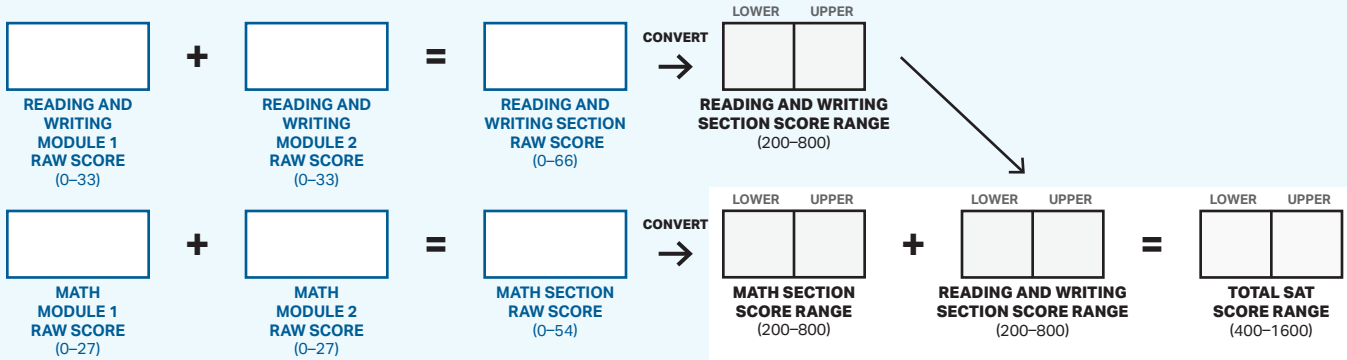
Module 1

Module 2

SAT Practice Test Worksheet: Section and Total Scores

Conversion: Calculate Your Section and Total Scores

Enter the number of correct answers (raw scores from the previous page) for each of the modules in the boxes below and add them together to get your section raw score. Find that section raw score in the first column of the table below and then enter the corresponding lower and upper score ranges in the two-column boxes. Add each of your lower and upper score ranges for the test sections separately to calculate your total SAT score range.



Raw Score Conversion Table: Section Scores

RAW SCORE (# OF CORRECT ANSWERS)	Reading and Writing Section Score Range		Math Section Score Range		RAW SCORE (# OF CORRECT ANSWERS)	Reading and Writing Section Score Range		Math Section Score Range	
	LOWER	UPPER	LOWER	UPPER		LOWER	UPPER	LOWER	UPPER
0	200	200	200	200	34	480	500	520	550
1	200	200	200	200	35	490	510	530	560
2	200	200	200	200	36	490	510	550	580
3	200	200	200	200	37	500	520	560	590
4	200	200	200	200	38	510	530	570	600
5	200	200	200	200	39	520	540	580	610
6	200	200	200	200	40	530	550	590	620
7	200	210	200	220	41	540	560	600	630
8	200	220	200	230	42	540	560	620	650
9	210	230	220	250	43	550	570	630	660
10	230	250	250	280	44	560	580	650	680
11	240	260	280	310	45	570	590	670	700
12	250	270	290	320	46	580	600	690	720
13	260	280	300	330	47	590	610	710	740
14	280	300	310	340	48	590	610	730	760
15	290	310	320	350	49	600	620	740	770
16	320	340	330	360	50	610	630	750	780
17	340	360	330	360	51	620	640	760	790
18	350	370	340	370	52	630	650	770	800
19	360	380	350	380	53	630	650	780	800
20	370	390	360	390	54	640	660	790	800
21	370	390	370	400	55	650	670		
22	380	400	370	400	56	660	680		
23	390	410	380	410	57	670	690		
24	400	420	390	420	58	680	700		
25	410	430	400	430	59	690	710		
26	420	440	420	450	60	700	720		
27	420	440	430	460	61	710	730		
28	430	450	440	470	62	720	740		
29	440	460	460	490	63	730	750		
30	450	470	470	500	64	750	770		
31	460	480	480	510	65	770	790		
32	460	480	500	530	66	790	800		
33	470	490	510	540					